





# PRESCHOOL PIGLET LESSON PLAN

Theme:




February Holidays/themes

Month: February

| Manipulatives/<br>Math   | Science  | Sensory    | Blocks  |
|---|--|---|---|
| Building Lincoln's log cabin using Lincoln logs<br>Brushing teeth (water bottles tooth paste, and tooth brush)<br>Find the number: using puzzles and counting fingers<br>Folding paper; making cards and making fans<br>Domino's; trying to stand them up in a row<br>Dressing up the magnetic dolls<br>Practicing cutting with scissors; working on the individual needs ( open close, folding a line, cutting out shapes, etc. )<br>Building with bristle blocks<br>Domino's with butterflies<br>Shape sorting puzzle<br>Magnetic houses<br>Making a heart shape with our fingers<br>Beading a necklace | Cut an apple in half and apply lemon juice to half<br>What happens to the slices? How is this the same as brushing our teeth?<br>Making shadows with flashlights and out hands, How does it work?<br>Using a dropper and water colors on a paper towel; what happens to the color? | Tooth paste describe the way it feels<br>Red gac- how does it feel when it falls from your fingers? Can you pick it up?<br>Water buckets with cups and soap pumps; how many pumps does it take to fill the cup?<br>Corn meal watching it go through the funnels, noticing the smell | Rectangles and squares; makes a tooth brush<br>Half circles and squares; makes a mouth with teeth<br>Waffle blocks<br>Lincoln logs<br>Rainbow shaped blocks; making faces<br>Blocks with animals<br>Mega blocks<br>Stacking blocks<br>Bristle blocks; making vehicles<br>Trains; building train tracks<br>Stacking random size cups |

| Writing/ABC's  | Art and Easel  | Stories   | Cooking   |
|--|--|---|---|
| Tracing shapes using blocks<br>Continue practicing our names; each letter.<br>Following the dotted lines; heart shapes and letters<br>Putting together letters by matching shapes<br>Tracing the letter "P" for President and party<br>Writing a Valentine letter to our mom and dad<br>Using ABC punches to find the letters in our name<br> | Gluing a heart collage<br>Painting red and pink hearts<br>Glitter heart butterflies<br>"I love you" sign language heart<br>Decorating a box<br>Painting a cherry tree using our fingers as cherries<br>Painting red, white, and blue at the easel<br>Painting a clean tooth and a dirty tooth<br>Making a happy tooth smile red lips and white teeth<br>Cherry scratch and sniff water colors at easel<br>Drawing happy faces<br>Making a tooth brush: tongue depressor, play dough, straws, & floam.<br>Making a Mardi Gras mask using feathers and jewels<br>Painting with a tooth brush<br>Painting with floss<br> | <u>Our Abe Lincoln</u><br><u>Nice Try, Tooth Fairy</u><br><u>Moose's Loose Tooth</u><br><u>The Mixed up Tooth Fairy</u><br><u>Wake up Groundhog</u><br><u>Shadows Everywhere</u><br><u>How Do I love You?</u><br><u>The Sweets Valentine's</u><br><u>Franklin's Valentines</u><br><u>What Do You Love?</u><br><u>The Bernstein Bears' Valentine Party</u><br><u>Woodrow, the White House Mouse</u><br><u>Mouse's First Valentine</u><br><u>Clifford's First Valentine</u><br><u>The Best Thing About Valentines</u><br><u>Emily's Valentine Party</u><br><u>The Night Before the Tooth Fairy</u><br><u>Duck for President</u> | Cream cheese cupcakes hiding the cream cheese inside the cupcake<br>Cherry Twinkie desert -talking about cutting down the cherry tree and making sure you tell the truth<br>Corn bread- measuring and stirring to make a favorite southern treat!<br>Heart shaped brownies<br> |

| Computer   | Library/<br>Literacy    | Large Muscle<br>Activities   | Song and Dance   |
|--|---|--|--|
| <p>Follow the colored picture path to the destination; Caillou</p> <p>Find a friend; Care Bears</p> <p>Finding letters; Caillou</p> <p>Shape Recognition; Caillou, matching picture to shape</p>  | <p>Books on Ipod:<br/><u>Never take a Shark to the Dentist</u><br/><u>Arthur's Tooth</u><br/><u>The Valentine Express</u><br/><u>Big Shark's Lost Tooth</u><br/><u>Duck for President</u><br/><u>Slugs in Love</u></p> <p>Going to the library to exchange our classroom books</p> <p>Felt board nursery rhymes</p> <p>Acting stories with blocks and animals and/or people</p> <p>Making up our own felt board stories using felt shapes and animals</p> | <p>Climbing the climber in the bike room; the tree</p> <p>Penguin slide down the hill</p> <p>"We are making parachute popcorn"</p> <p>Bean bag toss</p> <p>Follow the leader- hop on one foot, skip around the room, yoga poses ect...</p> <p>Soccer kicking a ball in the net</p> <p>Sledding down the hill</p> <p>Basketball practicing our shooting skills</p> <p>Riding trikes following our friends</p> <p>Red light, green light</p> <p>Baseball taking turns to hit the ball</p>  | <p>"I Love You, You Love Me"</p> <p>"Jesus Loves Me"</p> <p>"Jesus Loves The Little Children"</p> <p>"Skid A Mar Ink"</p> <p>"This is the Way We Brush Our Teeth"</p> <p>Flashlight dancing</p> <p>"Hot Dog"</p> <p>"Handy Manny"</p> <p>"Three Little Pigs Blues"</p> <p>Pirate song</p> <p>"Ring Around the Rosie"</p> <p>"Freeze"</p> <p>"Animal Actions"</p> <p>"New Zoo Review"</p> <p>the bumble bee song</p> <p>"Zaccchaeus"</p> <p>"Deep and Wide"</p> |

| Play Dough   | Dramatic Play   | Spanish and<br>ASL   | Bible    |
|--|---|--|---|
| <p>Green play dough, brown play dough; making trees (bible)</p> <p>Making cherry play dough and rolling out cherries</p> <p>Red play dough- rolling out play dough and using cookie cutters to make hearts and other Valentine objects</p> <p>Rolling out snakes to make bracelets and necklaces</p> | <p>Grocery store; Pretending to go to the store and buy food and checking them out</p> <p>Pet store; buying a pet and what you need to care of it; taking it home and loving it</p> <p>Post office- dressing up as a mailman and delivering letters to our friend's mailboxes</p>  | <p>Green- verde</p> <p>Tree- arbol</p> <p>Love- amor</p> <p>Red- rojo</p> <p>Party- fiesta</p> <p>Cherry- cerezo</p> <p>Tooth - diente (front teeth)</p> <p>muela (teeth)</p>  | <p><b>wk 1: Jesus wants us to love him</b></p> <p>-Jesus loves you just as you are</p> <p>- How can you show your love for Jesus?</p> <p><b>Wk 2: Jesus wants us to be kind</b></p> <p>-Practice being kind</p> <p>-Jesus was kind to Zacchaeus</p> <p><b>Wk 3: Jesus wants us to be sorry when we do wrong</b></p> <p>- Hear how Zacchaeus showed he was sorry</p> <p>- learn to show you are sorry</p> <p><b>Wk 4: Jesus wants us to do what's right</b></p> <p>-Hear how Zacchaeus did what was right</p> <p>- Jesus love will help you do what is right</p> |

| <b>Special Notes</b>  |   |                         |                    |
|-----------------------|---|-------------------------|--------------------|
| Feb 2- Groundhogs Day | Feb 14- Valentines Day<br>Come join us for our party! | Feb 20- President's Day | Feb 21- Mardi Gras |